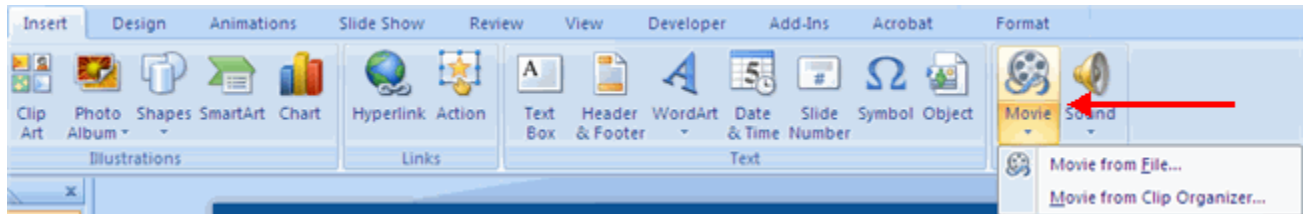


## Adding Video

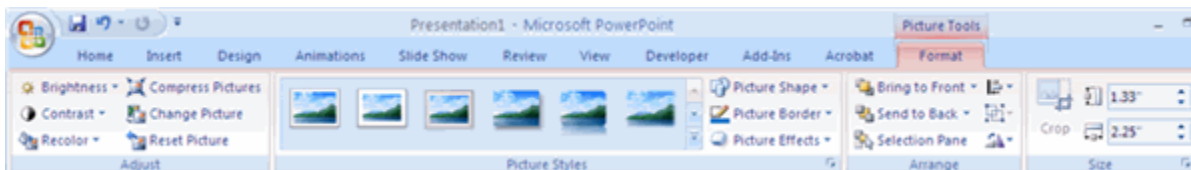
Video clips can be added to the presentation. To add a video clip:

- Click the **Movie** button on the Insert tab
- Choose **Movie from File** or **Movie from Clip Organizer**



To edit the video options:

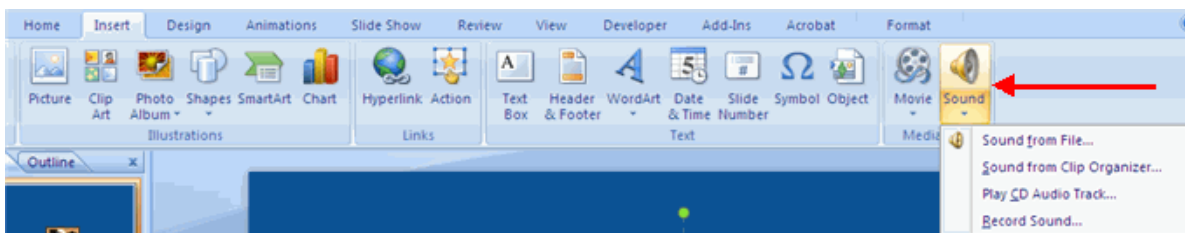
- Click the movie icon
- Click the **Format** tab



## Adding Audio

Audio clips can be added to the presentation. To add an audio clip:

- Click the **Audio** button on the Insert tab
- Choose **Sound from File**, **Sound from Clip Organizer**, **Play CD Audio Track**, or **Record Sound**



To edit the audio options:

- Click the audio icon
- Click the **Format** tab

