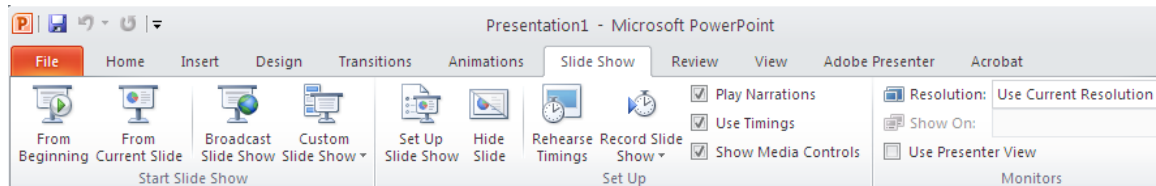


Slide Show Options

The Slide Show tab of the ribbon contains many options for the slide show.

These options include:

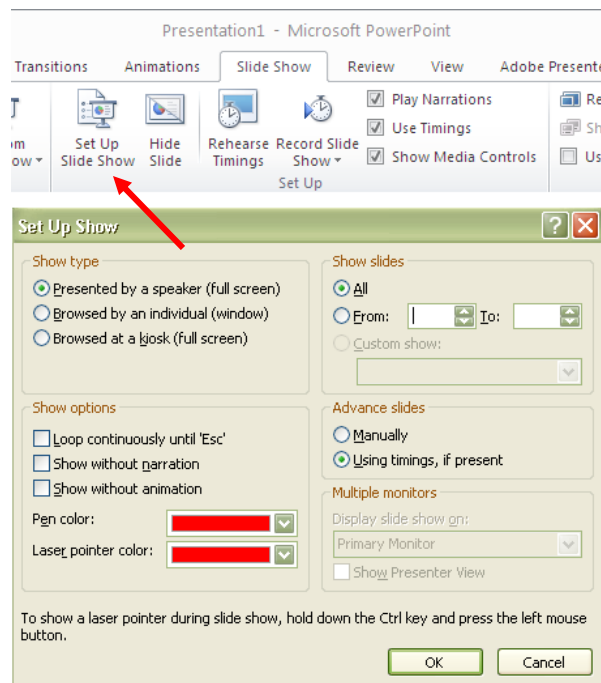
- Preview the slide show from the beginning
- Preview the slide show from the current slide
- Set up Slide Show



Set Up Slide Show

This option allows you to set preferences for how the slide show will be presented. The options include:

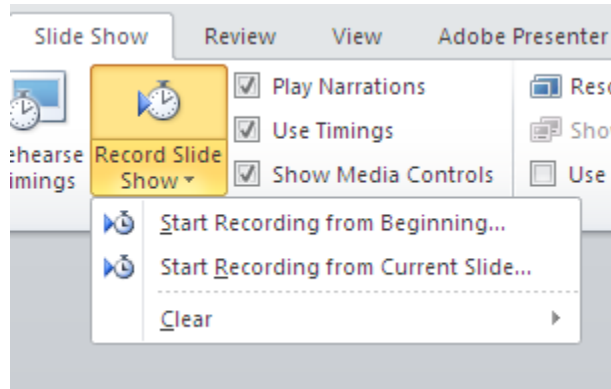
- Whether the show will run automatically or will be presented by a speaker
- The looping options
- Narration options
- Monitor resolutions



Record Narration

When you want to record narration for the slides:

- Click the **Record Slide Show** button
- Click **Start Recording from Beginning/Current Slide** option
- Click the **Start Recording** button on the **Record Slide Show** dialog box that appears



Rehearse Timings

Use Rehearsed Timings to rehearse the timings of slide with audio.

- Click the Rehearse Timings button
- Practice speaking and advance the slides as you would in the presentation
- When you have completed this click through the end of the slide
- Choose whether or not to keep this timing or to retry

